



Caledonian

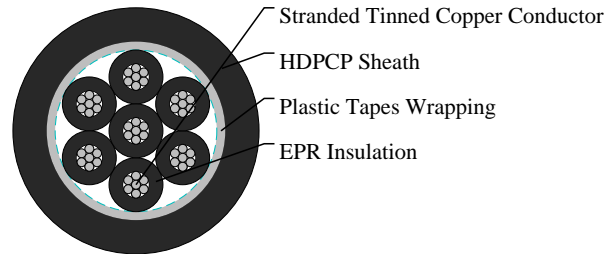

Railway Cables

www.caledonian-cables.com

marketing@caledonian-cables.com

TYPE D2 Railway Signalling Cable

RS/D2-3GH-7C1.5S



APPLICATIONS

The cables are designed for railway signalling systems. The cables are suitable for use in d.c. circuits where the nominal voltage to earth does not exceed 1100 volts and installation in ducts.

STANDARDS

NR/PS/SIG/00005(formerly RT/E/PS/00005)

VOLTAGE RATING

0.65/1.1 KV

CABLE CONSTRUCTION

Conductors: Tinned stranded copper, class 2 according to IEC 60228 & BS6360

Insulation: LSZH or EPR Type GP4 to BS7655

Wrapping: Plastic tape(s) with overlapping

Sheath: LSZH

PHYSICAL AND THERMAL PROPERTIES

Minimum Bending Radius: 6xOD (static); 15xOD (dynamic)

Temperature Range: -25°C to +85°C (during operation); -10°C to +85°C (during installation)

DIMENSION AND PARAMETERS

No. of Cores × Cross-sectional Area	No./Nominal Diameter of Strands	Nominal Insulation Thickness	Nominal Sheath Thickness	Overall Diameter (min.)	Overall Diameter (max.)	Approx. Weight	max. conductor resistance
No.×mm ²	no./mm	mm	mm	mm	mm	kg/km	Ω/km
7x1.5	7/0.53	0.8	2	12.6	15.8	370	12.2



Caledonian

Railway Cables

www.caledonian-cables.com

marketing@caledonian-cables.com



Fire Retardant
NF C32-070-2.2(C1)
IEC 60332-3-2.4/EN 50266-2.4



Flame Retardant
NF C32-070-2.1(C2)
IEC 60332-1-2/EN 50265-2-1



Highly Flexible



Impact Resistant



Laid In Ducts



Low Corrosivity
IEC 60754-2/EN 50267-2.2.3
NF C32-074/NF C20-453



Low Smoke Emission
IEC 61034-2 / EN 50268-2
NF C32-073/NF C 20-902



Low Toxicity




Oil Resistant



Rated voltage



Water Resistant



Zero Halogen
IEC 60754-1/EN 50267-2-1
NF C20-454